

2023**Round 6 : October 27 - 29****Phillip Island GP Circuit**
ASBK.COM.AU f t i y
SUPERBIKE MASTERS**Race 2**Started at: **16:41:27**Laps: **5**Starters: **31**Posted at: **16:59**
Date: **28/10/23**
Event: **R05**
Weather: **Cloudy & windy - Temp: 21.6C**
Track: **Dry - Temp: 26.3C**
PROVISIONAL CLASSIFICATION

Pos	No	Name	Class	Machine	Laps	Race Time	Behind Leader	Behind Prev	Fastest Lap	On Lap	Top Speed
1	52	Ryan TAYLOR (VIC) / Pablo's Motorcycle Tyres	P6F13	Suzuki GSXR 1100	5	8:37.165			1:41.968	3	269
2	36	Murray CLARK (QLD) / MCR	P6F13	Suzuki GSXR K 1127	5	8:37.174	.009	.009	1:41.478	3	269
3	43	Keo WATSON (NSW) / C & M M-cycles / Silkolene / Shark Leathers / Goodridge / Pheasant Wood Circuit	P6F13	Yamaha FZR 1000	5	8:37.520	.355	.346	1:41.570	3	280
4	29	Scott CAMPBELL (TAS) / LKA Workwear / RST / Alpinestars	P6F7	Honda RC30 750	5	8:37.771	.606	.251	1:41.709	5	259
5	49	Corey TURNER (QLD) / Classic Film Autos	P6F7	Suzuki GSX-R 750	5	8:51.380	14.215	13.609	1:44.410	2	255
6	20	David JOHNSON (SA) / Carl Cox Motorsport / TT Motorcycles	P5UN	Suzuki Katana 1100	5	8:51.992	14.827	.612	1:44.428	4	263
7	50	Glenn HINDLE (NSW) / Goulburn Power Centre	P5F1	Suzuki XR69 1170	5	9:05.208	28.043	13.216	1:47.001	4	261
8	76	Scott WEBSTER (VIC) / T&K Carney / West Gippsland Auto Electrics	P5F1	Suzuki XR69 1200	5	9:06.508	29.343	1.300	1:47.305	4	254
9	2	Brad PHELAN (QLD) / Edge Competition / BPR	P5UN	Suzuki Katana 1100	5	9:09.514	32.349	3.006	1:48.415	5	259
10	107	Roger GUNN (VIC) / Spice Consulting / Sunset Racing	P5F1	Suzuki XR69 1260	5	9:15.060	37.895	5.546	1:48.119	4	256
11	151	Phillip BEVAN (NSW)	P6F7	Honda VFR 750	5	9:16.988	39.823	1.928	1:49.682	4	247
12	23	Laurie FYFFE (NSW)	P5F1	Harris XR69	5	9:17.903	40.738	.915	1:48.577	5	247
13	89	Stuart WOODBURY (NSW) / D Moto Motorcycle Engineering	P6F13	Yamaha FZR 1040	5	9:20.999	43.834	3.096	1:50.299	5	258
14	63	Robert YOUNG (NSW) / Ron Young Engineering	P6F7	Ducati 888	5	9:21.211	44.046	.212	1:49.610	5	253
15	778	Corey GLOCK (QLD)	P6F7	Suzuki GSXR 750	5	9:23.069	45.904	1.858	1:50.492	5	238
16	75	Steven HARLEY (NSW)	P6F13	Bimota YB6 1000	5	9:26.625	49.460	3.556	1:48.894	2	248
17	45	Edwin HAAZER (VIC) / Spice Consulting / Sunset Racing	P5UN	Suzuki Katana 1170	5	9:29.306	52.141	2.681	1:51.128	5	241
18	90	Michael MOLONEY (VIC) / Toss Dog Racing	P5UN	Suzuki GSX 1170	5	9:29.803	52.638	.497	1:51.080	2	245
19	131	Paul RIGNEY (NSW) / HK31	P5UN	Kawasaki Z 1000	5	9:39.337	1:02.172	9.534	1:52.037	3	235
20	73	Glenn CRUTCHLEY (VIC)	P5F1	Kawasaki Z1000 1200	5	9:40.137	1:02.972	.800	1:52.005	5	249
21	21	Denis ACKLAND (VIC)	P5UN	Kawasaki Z1000 1260	5	9:40.459	1:03.294	.322	1:52.476	5	262
22	289	Mark POWELL (NSW) / Nutra Organics	P6F7	Ducati Twin 888	5	9:41.218	1:04.053	.759	1:52.695	5	227
23	27	Lech BUDNIAK (NSW)	P6F13	Bimota YB8 1000	5	9:50.698	1:13.533	9.480	1:55.732	2	234
24	7	Damion DAVIS (NSW) / Lennox Floors	P5F1	Suzuki TR 750	5	9:53.404	1:16.239	2.706	1:56.901	5	229
25	8	Albert TEHENNEPE (VIC)	P5F1	Kawasaki F1 1200	5	10:09.897	1:32.732	16.493	1:59.398	2	236
26	82	Russell COUTTS (QLD) / Fonzie Abbott Coffee	P5UN	Suzuki GSX 1170	5	10:11.046	1:33.881	1.149	2:00.251	5	231
27	747	Allen BROMLEY (QLD) / Twisted Wrist	P5UN	Suzuki GSXR 1170	5	10:26.943	1:49.778	15.897	2:02.574	4	220
28	64	Paul PARLETT (NSW) / SP Race Engines	P5F1	Suzuki XR69 1100	4	8:53.639	1 Lap		2:11.255	3	183
DNF	3	Aaron BENNETT (NSW) / Well sprung / Sultana Solutions / Future Air Conditioning / MJ Functional	P5UN	Suzuki GSX 1290	4	7:22.442	27.471	-	1:47.464	4	266
DNF	164	Ian SHORT (VIC) / Motoheaven / Doyle & Shields / James O'hagen Photography / Eastern Signs	P5F1	Harris CMR 1170	1	2:01.514	3 Laps		2:01.514	1	229
DNF	9	Dean CASTLETON (VIC)	P6F13	Suzuki GSXR 1100	0		4 Laps				180

Fastest Lap was 1:41.478 by Murray CLARK (QLD)

The results are provisional until the end of the time limit for protests and appeals.


Chief Timekeeper - Scott Laing


Race Director - Tom Williams


www.computime.com.au
COMPUTIME RACE TIMING SYSTEMS PTY LTD


2023**Round 6 : October 27 - 29****Phillip Island GP Circuit**
ASBK.COM.AU f t i y
SUPERBIKE MASTERS**Race 2**Started at: **16:41:27**Laps: **5**
Date: **28/10/23**
Event: **R05**
Weather: **Cloudy & windy - Temp: 21.6C**
Track: **Dry - Temp: 26.3C**
PROVISIONAL LAP TIMESStarters: **31**Posted at: **16:59**

No	Name	Lap 1	Lap 2	Lap 3	Lap 4	Lap 5
2	Brad PHELAN (QLD)	1:54.609	1:48.942	1:48.998	1:48.550	1:48.415
3	Aaron BENNETT (NSW)	1:57.889	1:49.209	1:47.880	1:47.464	
7	Damion DAVIS (NSW)	2:04.176	1:57.293	1:57.402	1:57.632	1:56.901
8	Albert TEHENNEPE (VIC)	2:09.931	1:59.398	2:00.750	1:59.908	1:59.910
20	David JOHNSON (SA)	1:50.520	1:46.899	1:45.029	1:44.428	1:45.116
21	Denis ACKLAND (VIC)	2:04.754	1:55.302	1:54.258	1:53.669	1:52.476
23	Laurie FYFFE (NSW)	1:59.733	1:50.295	1:50.405	1:48.893	1:48.577
27	Lech BUDNIAK (NSW)	2:05.866	1:55.732	1:57.114	1:55.811	1:56.175
29	Scott CAMPBELL (TAS)	1:48.851	1:42.758	1:42.003	1:42.450	1:41.709
36	Murray CLARK (QLD)	1:49.713	1:42.052	1:41.478	1:41.735	1:42.196
43	Keo WATSON (NSW)	1:48.399	1:43.026	1:41.570	1:42.650	1:41.875
45	Edwin HAAZER (VIC)	1:59.694	1:52.214	1:53.662	1:52.608	1:51.128
49	Corey TURNER (QLD)	1:50.218	1:44.410	1:45.446	1:45.617	1:45.689
50	Glenn HINDLE (NSW)	1:54.347	1:47.722	1:47.571	1:47.001	1:48.567
52	Ryan TAYLOR (VIC)	1:48.409	1:42.351	1:41.968	1:42.243	1:42.194
63	Robert YOUNG (NSW)	1:58.737	1:50.977	1:51.006	1:50.881	1:49.610
64	Paul PARLETT (NSW)	2:15.907	2:13.305	2:11.255	2:13.172	
73	Glenn CRUTCHLEY (VIC)	2:06.926	1:54.886	1:52.795	1:53.525	1:52.005
75	Steven HARLEY (NSW)	1:58.075	1:48.894	1:52.000	1:53.499	1:54.157
76	Scott WEBSTER (VIC)	1:54.304	1:47.732	1:47.998	1:47.305	1:49.169
82	Russell COUTTS (QLD)	2:08.986	2:00.284	2:00.738	2:00.787	2:00.251
89	Stuart WOODBURY (NSW)	1:57.957	1:50.443	1:50.973	1:51.327	1:50.299
90	Michael MOLONEY (VIC)	2:01.382	1:51.080	1:52.246	1:52.876	1:52.219
107	Roger GUNN (VIC)	1:58.749	1:48.982	1:48.965	1:48.119	1:50.245
131	Paul RIGNEY (NSW)	2:05.644	1:55.075	1:52.037	1:53.313	1:53.268
151	Phillip BEVAN (NSW)	1:56.523	1:50.264	1:50.319	1:49.682	1:50.200
164	Ian SHORT (VIC)	2:01.514				
289	Mark POWELL (NSW)	2:05.020	1:55.301	1:54.216	1:53.986	1:52.695
747	Allen BROMLEY (QLD)	2:12.654	2:03.748	2:04.495	2:02.574	2:03.472
778	Corey GLOCK (QLD)	1:59.665	1:50.643	1:51.310	1:50.959	1:50.492

The results are provisional until the end of the time limit for protests and appeals.


.....
Chief Timekeeper - Scott Laing


.....
Race Director - Tom Williams

www.computime.com.au
COMPUTIME RACE TIMING SYSTEMS PTY LTD


2023



Round 6 : October 27 - 29

Phillip Island GP Circuit



ASBK.COM.AU f t i y

SUPERBIKE MASTERS

Race 2

Date: 28/10/23
 Event: R05
 Weather: Cloudy & windy - Temp: 21.6C
 Track: Dry - Temp: 26.3C

Started at: 16:41:27
 Laps: 5
 Starters: 31
 Posted at: 16:59

PROVISIONAL SPLIT TIMES

Lap	Split 1	Split 2	Split 3	Split 4	Lap Time	Spd	Lap	Split 1	Split 2	Split 3	Split 4	Lap Time	Spd
2 Brad PHELAN (QLD) (9th)							3	26.992	34.351	21.952	30.963	1:54.258	259
1	32.074	31.554	21.064	29.917	1:54.609	189	4	26.342	33.765	22.305	31.257	1:53.669	262
2	25.947	32.249	21.129	29.617	1:48.942	258	5	26.320	33.461	21.805	30.890	1:52.476	259
3	25.816	32.039	21.069	30.074	1:48.998	258	23 Laurie FYFFE (NSW) (12th)						
4	25.581	31.864	21.251	29.854	1:48.550	259	1	34.544	33.656	21.287	30.246	1:59.733	186
5	25.753	31.726	21.183	29.753	1:48.415	257	2	26.828	32.948	21.010	29.509	1:50.295	222
3 Aaron BENNETT (NSW) (DNF)							3	26.510	32.902	21.118	29.875	1:50.405	242
1	32.413	33.866	21.406	30.204	1:57.889	207	4	25.933	32.592	21.195	29.173	1:48.893	241
2	25.841	32.478	21.313	29.577	1:49.209	266	5	25.595	32.362	20.925	29.695	1:48.577	247
3	25.232	32.095	21.105	29.448	1:47.880	266	27 Lech BUDNIAK (NSW) (23th)						
4	25.195	31.910	21.090	29.269	1:47.464	260	1	37.032	35.036	22.225	31.573	2:05.866	191
7 Damion DAVIS (NSW) (24th)							2	27.647	34.312	22.318	31.455	1:55.732	234
1	36.439	34.288	22.026	31.423	2:04.176	193	3	28.684	34.218	22.695	31.517	1:57.114	210
2	28.199	34.756	22.336	32.002	1:57.293	229	4	27.938	34.034	22.377	31.462	1:55.811	219
3	28.671	34.115	22.896	31.720	1:57.402	218	5	27.934	34.081	22.495	31.665	1:56.175	226
4	28.698	34.487	22.643	31.804	1:57.632	225	29 Scott CAMPBELL (TAS) (4th)						
5	28.414	33.964	22.730	31.793	1:56.901	229	1	31.254	30.060	19.509	28.028	1:48.851	189
8 Albert TEHENNEPE (VIC) (25th)							2	24.341	30.367	19.748	28.302	1:42.758	258
1	38.413	35.823	23.071	32.624	2:09.931	176	3	24.464	30.168	19.603	27.768	1:42.003	258
2	28.438	34.823	23.694	32.443	1:59.398	225	4	24.346	30.158	19.854	28.092	1:42.450	259
3	28.702	35.555	23.989	32.504	2:00.750	218	5	24.318	29.794	19.510	28.087	1:41.709	258
4	29.076	34.730	23.425	32.677	1:59.908	215	36 Murray CLARK (QLD) (2nd)						
5	28.283	35.471	23.168	32.988	1:59.910	236	1	31.108	30.438	20.128	28.039	1:49.713	194
20 David JOHNSON (SA) (6th)							2	24.373	30.035	19.651	27.993	1:42.052	267
1	31.617	30.548	19.978	28.377	1:50.520	203	3	24.075	30.097	19.538	27.768	1:41.478	269
2	25.026	31.573	20.857	29.443	1:46.899	263	4	24.365	29.838	19.662	27.870	1:41.735	260
3	25.059	30.913	20.126	28.931	1:45.029	259	5	24.223	30.117	19.709	28.147	1:42.196	268
4	24.839	30.874	20.059	28.656	1:44.428	260	43 Keo WATSON (NSW) (3rd)						
5	24.808	31.058	20.196	29.054	1:45.116	261	1	29.807	30.605	19.703	28.284	1:48.399	210
21 Denis ACKLAND (VIC) (21th)							2	24.533	30.479	19.767	28.247	1:43.026	265
1	36.668	34.613	22.120	31.353	2:04.754	195	3	24.199	29.808	19.480	28.083	1:41.570	274
2	27.144	34.281	22.546	31.331	1:55.302	260	4	24.534	30.444	19.772	27.900	1:42.650	267

Scott Laing
 Chief Timekeeper - Scott Laing

Tom Williams
 Race Director - Tom Williams



www.computime.com.au
 COMPUTIME RACE TIMING SYSTEMS PTY LTD



2023

Round 6 : October 27 - 29

Phillip Island GP Circuit



ASBK.COM.AU f t i y

SUPERBIKE MASTERS

Race 2

Date: 28/10/23
 Event: R05
 Weather: Cloudy & windy - Temp: 21.6C
 Track: Dry - Temp: 26.3C

Started at: 16:41:27
 Laps: 5
 Starters: 31
 Posted at: 16:59

PROVISIONAL SPLIT TIMES

Lap	Split 1	Split 2	Split 3	Split 4	Lap Time	Spd	Lap	Split 1	Split 2	Split 3	Split 4	Lap Time	Spd
5	24.146	29.988	19.708	28.033	1:41.875	280	64 Paul PARLETT (NSW) (28th)						
							1	39.828	36.423	24.585	35.071	2:15.907	158
45 Edwin HAAZER (VIC) (17th)							2	31.441	39.239	26.847	35.778	2:13.305	173
1	34.388	33.218	21.284	30.804	1:59.694	194	3	32.258	38.086	25.798	35.113	2:11.255	170
2	26.654	33.659	21.582	30.319	1:52.214	233	4	31.015	39.534	26.787	35.836	2:13.172	183
3	26.828	33.973	21.845	31.016	1:53.662	241	73 Glenn CRUTCHLEY (VIC) (20th)						
4	26.787	33.457	21.878	30.486	1:52.608	233	1	38.265	35.048	22.121	31.492	2:06.926	161
5	26.316	32.803	21.832	30.177	1:51.128	239	2	27.197	34.349	22.401	30.939	1:54.886	235
49 Corey TURNER (QLD) (5th)							3	27.005	33.694	21.750	30.346	1:52.795	235
1	30.649	30.579	20.208	28.782	1:50.218	189	4	26.570	33.451	22.514	30.990	1:53.525	232
2	25.026	30.601	20.093	28.690	1:44.410	255	5	26.772	33.152	21.779	30.302	1:52.005	249
3	25.317	30.855	20.384	28.890	1:45.446	248	75 Steven HARLEY (NSW) (16th)						
4	25.592	30.910	20.276	28.839	1:45.617	250	1	34.117	32.514	21.335	30.109	1:58.075	203
5	25.501	30.724	20.183	29.281	1:45.689	248	2	26.178	32.237	21.006	29.473	1:48.894	241
50 Glenn HINDLE (NSW) (7th)							3	26.206	33.530	21.794	30.470	1:52.000	248
1	32.627	31.963	20.519	29.238	1:54.347	202	4	27.108	33.165	22.633	30.593	1:53.499	230
2	25.350	32.178	20.678	29.516	1:47.722	261	5	26.793	33.700	22.353	31.311	1:54.157	231
3	25.638	32.252	20.473	29.208	1:47.571	256	76 Scott WEBSTER (VIC) (8th)						
4	25.418	31.603	20.450	29.530	1:47.001	257	1	32.420	31.586	20.745	29.553	1:54.304	202
5	25.899	32.944	20.703	29.021	1:48.567	253	2	25.581	32.290	20.468	29.393	1:47.732	254
52 Ryan TAYLOR (VIC) (1st)							3	25.425	32.651	20.620	29.302	1:47.998	252
1	30.244	30.254	19.717	28.194	1:48.409	204	4	25.229	31.850	21.172	29.054	1:47.305	251
2	24.694	30.037	19.505	28.115	1:42.351	267	5	25.425	32.250	21.758	29.736	1:49.169	247
3	24.614	29.749	19.522	28.083	1:41.968	266	82 Russell COUTTS (QLD) (26th)						
4	24.595	29.875	19.459	28.314	1:42.243	269	1	38.003	35.701	22.714	32.568	2:08.986	183
5	24.631	29.949	19.553	28.061	1:42.194	263	2	28.401	35.547	23.443	32.893	2:00.284	231
63 Robert YOUNG (NSW) (14th)							3	28.550	35.626	23.557	33.005	2:00.738	228
1	33.973	32.945	21.337	30.482	1:58.737	201	4	28.957	35.588	23.416	32.826	2:00.787	219
2	26.624	32.506	21.275	30.572	1:50.977	238	5	28.887	35.236	23.278	32.850	2:00.251	215
3	26.693	32.573	21.307	30.433	1:51.006	249	89 Stuart WOODBURY (NSW) (13th)						
4	26.772	32.498	21.350	30.261	1:50.881	244	1	33.862	32.764	21.084	30.247	1:57.957	204
5	26.336	32.165	21.064	30.045	1:49.610	253	2	26.406	32.876	21.051	30.110	1:50.443	255

Scott Laing
 Chief Timekeeper - Scott Laing

Tom Williams
 Race Director - Tom Williams



www.computime.com.au
 COMPUTIME RACE TIMING SYSTEMS PTY LTD



2023



Round 6 : October 27 - 29

Phillip Island GP Circuit



ASBK.COM.AU f t i y

SUPERBIKE MASTERS

Race 2

Date: 28/10/23
 Event: R05
 Weather: Cloudy & windy - Temp: 21.6C
 Track: Dry - Temp: 26.3C


Started at: 16:41:27
 Laps: 5
 Starters: 31
 Posted at: 16:59

PROVISIONAL SPLIT TIMES

Lap	Split 1	Split 2	Split 3	Split 4	Lap Time	Spd	Lap	Split 1	Split 2	Split 3	Split 4	Lap Time	Spd
3	26.340	33.069	21.087	30.477	1:50.973	258	4	25.742	32.461	21.394	30.085	1:49.682	247
4	26.719	32.670	21.618	30.320	1:51.327	255	5	26.129	32.333	21.394	30.344	1:50.200	243
5	26.554	32.596	20.965	30.184	1:50.299	258							
							164 Ian SHORT (VIC) (DNF)						
							1	35.028	33.821	21.694	30.971	2:01.514	198
90 Michael MOLONEY (VIC) (18th)							289 Mark POWELL (NSW) (22th)						
1	35.665	33.346	21.781	30.590	2:01.382	196	1	37.129	34.447	22.066	31.378	2:05.020	197
2	26.424	32.698	21.617	30.341	1:51.080	245	2	27.420	33.787	22.705	31.389	1:55.301	227
3	26.499	33.129	21.889	30.729	1:52.246	245	3	27.165	34.042	22.157	30.852	1:54.216	217
4	26.677	32.968	22.523	30.708	1:52.876	243	4	26.994	33.550	22.198	31.244	1:53.986	220
5	26.482	32.898	22.284	30.555	1:52.219	239	5	27.089	33.286	21.586	30.734	1:52.695	219
107 Roger GUNN (VIC) (10th)							747 Allen BROMLEY (QLD) (27th)						
1	35.824	32.922	20.707	29.296	1:58.749	203	1	38.182	37.523	23.805	33.144	2:12.654	173
2	25.705	32.920	20.955	29.402	1:48.982	252	2	29.405	37.056	24.307	32.980	2:03.748	203
3	25.808	32.157	21.136	29.864	1:48.965	251	3	29.342	37.811	24.220	33.122	2:04.495	220
4	25.006	31.878	21.348	29.887	1:48.119	256	4	29.055	36.034	24.074	33.411	2:02.574	211
5	25.629	32.929	21.178	30.509	1:50.245	251	5	29.641	36.939	24.277	32.615	2:03.472	212
131 Paul RIGNEY (NSW) (19th)							778 Corey GLOCK (QLD) (15th)						
1	36.799	34.689	22.423	31.733	2:05.644	187	1	34.860	32.959	21.154	30.692	1:59.665	188
2	27.019	34.403	22.242	31.411	1:55.075	235	2	26.438	32.191	21.400	30.614	1:50.643	238
3	26.963	32.774	21.688	30.612	1:52.037	224	3	26.477	32.491	21.679	30.663	1:51.310	237
4	26.723	33.059	22.010	31.521	1:53.313	231	4	26.311	32.341	21.759	30.548	1:50.959	238
5	27.237	33.250	21.808	30.973	1:53.268	216	5	26.375	32.254	21.344	30.519	1:50.492	237
151 Phillip BEVAN (NSW) (11th)													
1	32.964	32.969	20.842	29.748	1:56.523	190							
2	25.990	32.560	21.456	30.258	1:50.264	242							
3	26.067	32.571	21.373	30.308	1:50.319	242							

The results are provisional until the end of the time limit for protests and appeals.


 Chief Timekeeper - Scott Laing


 Race Director - Tom Williams



www.computime.com.au
 COMPUTIME RACE TIMING SYSTEMS PTY LTD



2023

Round 6 : October 27 - 29

Phillip Island GP Circuit



ASBK.COM.AU f t i y

SUPERBIKE MASTERS

Race 2

Started at: 16:41:27

Laps: 5

Starters: 31

Posted at: 16:59

Date: 28/10/23
Event: R05
Weather: Cloudy & windy - Temp: 21.6C
Track: Dry - Temp: 26.3C

PROVISIONAL FASTEST LAPS SEQUENCE

Lap	Race Pos	No	Name	Machine	Fastest Lap	On Lap
1	1	43	Keo WATSON (NSW)	Yamaha FZR 1000	1:48.399	1
2	1	52	Ryan TAYLOR (VIC)	Suzuki GSXR 1100	1:42.351	2
2	4	36	Murray CLARK (QLD)	Suzuki GSXR K 1127	1:42.052	2
3	1	52	Ryan TAYLOR (VIC)	Suzuki GSXR 1100	1:41.968	3
3	2	43	Keo WATSON (NSW)	Yamaha FZR 1000	1:41.570	3
3	3	36	Murray CLARK (QLD)	Suzuki GSXR K 1127	1:41.478	3

The results are provisional until the end of the time limit for protests and appeals.

Scott Laing

Chief Timekeeper - Scott Laing

Tom Williams

Race Director - Tom Williams



www.computime.com.au
COMPUTIME RACE TIMING SYSTEMS PTY LTD

2023

Round 6 : October 27 - 29

Phillip Island GP Circuit



ASBK.COM.AU f t i y

SUPERBIKE MASTERS

Race 2

Date: 28/10/23
Event: R05
Weather: Cloudy & windy - Temp: 21.6C
Track: Dry - Temp: 26.3C

Started at: 16:41:27
Laps: 5
Starters: 31
Posted at: 16:59

PROVISIONAL LAP SHEET

Table with 15 columns: No, Lap Time, Gap, No, Lap Time, Gap, No, Lap Time, Gap, No, Lap Time, Gap, No, Lap Time, Gap. It lists race data for 5 laps, with Lap 3 and Lap 5 highlighted.

The results are provisional until the end of the time limit for protests and appeals.

Signature of Scott Laing
Chief Timekeeper - Scott Laing

Signature of Tom Williams
Race Director - Tom Williams



www.computime.com.au
COMPUTIME RACE TIMING SYSTEMS PTY LTD



2023

Round 6 : October 27 - 29

Phillip Island GP Circuit



ASBK.COM.AU f t i y

SUPERBIKE MASTERS

Race 2

Date: 28/10/23
Event: R05
Weather: Cloudy & windy - Temp: 21.6C
Track: Dry - Temp: 26.3C

Started at: 16:41:27
Laps: 5
Starters: 31
Posted at: 16:59

PROVISIONAL LAP CHART

Table with columns: Name, Grid, 1, 2, 3, 4, 5, Name. It tracks the lap numbers of 31 riders across 5 laps.

The results are provisional until the end of the time limit for protests and appeals.

Signature of Scott Laing
Chief Timekeeper - Scott Laing

Signature of Tom Williams
Race Director - Tom Williams



www.computime.com.au
COMPUTIME RACE TIMING SYSTEMS PTY LTD



2023

Round 6 : October 27 - 29



Phillip Island GP Circuit



SUPERBIKE MASTERS

Race 2

Date: 28/10/23
 Event: R05
 Weather: Cloudy & windy - Temp: 21.6C
 Track: Dry - Temp: 26.3C

Started at: 16:41:27
 Laps: 5
 Starters: 31
 Posted at: 16:59

PROVISIONAL BEST PARTIAL TIMES

Pos	Split 1		Split 2		Split 3		Split 4		LAP		Ideal	Fastest
	Name	Time	Name	Time	Name	Time	Name	Time	Name	Time		
1	M. CLARK	24.075	R. TAYLOR	29.749	R. TAYLOR	19.459	S. CAMPBELL	27.768	M. CLARK	1:41.219	1:41.478	
2	K. WATSON	24.146	S. CAMPBELL	29.794	K. WATSON	19.480	M. CLARK	27.768	K. WATSON	1:41.334	1:41.570	
3	S. CAMPBELL	24.318	K. WATSON	29.808	S. CAMPBELL	19.510	K. WATSON	27.900	S. CAMPBELL	1:41.390	1:41.709	
4	R. TAYLOR	24.595	M. CLARK	29.838	M. CLARK	19.538	R. TAYLOR	28.061	R. TAYLOR	1:41.864	1:41.968	
5	D. JOHNSON	24.808	C. TURNER	30.601	D. JOHNSON	20.059	D. JOHNSON	28.656	D. JOHNSON	1:44.397	1:44.428	
6	R. GUNN	25.006	D. JOHNSON	30.874	C. TURNER	20.093	C. TURNER	28.690	C. TURNER	1:44.410	1:44.410	
7	C. TURNER	25.026	G. HINDLE	31.603	G. HINDLE	20.450	G. HINDLE	29.021	G. HINDLE	1:46.424	1:47.001	
8	A. BENNETT	25.195	B. PHELAN	31.726	S. WEBSTER	20.468	S. WEBSTER	29.054	S. WEBSTER	1:46.601	1:47.305	
9	S. WEBSTER	25.229	S. WEBSTER	31.850	L. FYFFE	20.925	L. FYFFE	29.173	R. GUNN	1:47.241	1:48.119	
10	G. HINDLE	25.350	R. GUNN	31.878	R. GUNN	20.955	A. BENNETT	29.269	A. BENNETT	1:47.464	1:47.464	
11	B. PHELAN	25.581	A. BENNETT	31.910	S. WOODBUR	20.965	R. GUNN	29.402	B. PHELAN	1:47.993	1:48.415	
12	L. FYFFE	25.595	R. YOUNG	32.165	S. HARLEY	21.006	S. HARLEY	29.473	L. FYFFE	1:48.055	1:48.577	
13	P. BEVAN	25.742	C. GLOCK	32.191	R. YOUNG	21.064	B. PHELAN	29.617	S. HARLEY	1:48.894	1:48.894	
14	S. HARLEY	26.178	S. HARLEY	32.237	B. PHELAN	21.069	R. YOUNG	30.045	P. BEVAN	1:49.533	1:49.682	
15	C. GLOCK	26.311	P. BEVAN	32.333	A. BENNETT	21.090	P. BEVAN	30.085	R. YOUNG	1:49.610	1:49.610	
16	E. HAAZER	26.316	L. FYFFE	32.362	C. GLOCK	21.344	S. WOODBUR	30.110	S. WOODBUR	1:50.011	1:50.299	
17	D. ACKLAND	26.320	S. WOODBUR	32.596	P. BEVAN	21.373	E. HAAZER	30.177	C. GLOCK	1:50.365	1:50.492	
18	R. YOUNG	26.336	M. MOLONEY	32.698	E. HAAZER	21.582	G. CRUTCHLE	30.302	E. HAAZER	1:50.878	1:51.128	
19	S. WOODBUR	26.340	P. RIGNEY	32.774	M. POWELL	21.586	M. MOLONEY	30.341	M. MOLONEY	1:51.080	1:51.080	
20	M. MOLONEY	26.424	E. HAAZER	32.803	M. MOLONEY	21.617	C. GLOCK	30.519	G. CRUTCHLE	1:51.774	1:52.005	
21	G. CRUTCHLE	26.570	G. CRUTCHLE	33.152	P. RIGNEY	21.688	P. RIGNEY	30.612	P. RIGNEY	1:51.797	1:52.037	
22	P. RIGNEY	26.723	M. POWELL	33.286	G. CRUTCHLE	21.750	M. POWELL	30.734	D. ACKLAND	1:52.476	1:52.476	
23	M. POWELL	26.994	D. ACKLAND	33.461	D. ACKLAND	21.805	D. ACKLAND	30.890	M. POWELL	1:52.600	1:52.695	
24	L. BUDNIAK	27.647	D. DAVIS	33.964	L. BUDNIAK	22.318	L. BUDNIAK	31.455	L. BUDNIAK	1:55.454	1:55.732	
25	D. DAVIS	28.199	L. BUDNIAK	34.034	D. DAVIS	22.336	D. DAVIS	31.720	D. DAVIS	1:56.219	1:56.901	
26	A. TEHENNEP	28.283	A. TEHENNEP	34.730	A. TEHENNEP	23.168	A. TEHENNEP	32.443	A. TEHENNEP	1:58.624	1:59.398	
27	R. COUTTS	28.401	R. COUTTS	35.236	R. COUTTS	23.278	A. BROMLEY	32.615	R. COUTTS	1:59.741	2:00.251	
28	A. BROMLEY	29.055	A. BROMLEY	36.034	A. BROMLEY	24.074	R. COUTTS	32.826	A. BROMLEY	2:01.778	2:02.574	
29	P. PARLETT	31.015	P. PARLETT	38.086	P. PARLETT	25.798	P. PARLETT	35.113	P. PARLETT	2:10.012	2:11.255	

The results are provisional until the end of the time limit for protests and appeals.

Scott Laing
 Chief Timekeeper - Scott Laing

Tom Williams
 Race Director - Tom Williams



www.computime.com.au
 COMPUTIME RACE TIMING SYSTEMS PTY LTD



2023



Round 6 : October 27 - 29

Phillip Island GP Circuit



ASBK.COM.AU f t i y

SUPERBIKE MASTERS PROVISIONAL PROGRESSIVE ROUND POINTS

SUPERBIKE MASTERS - OVERALL

Pos	No	Name	Rnd 2 Race 1	Rnd 2 Race 2	Total
1	52	Ryan TAYLOR	18	25	43
2	43	Keo WATSON	25	18	43
3	36	Murray CLARK	20	20	40
4	29	Scott CAMPBELL	17	17	34
5	49	Corey TURNER	16	16	32
6	50	Glenn HINDLE	14	14	28
7	76	Scott WEBSTER	15	13	28
8	20	David JOHNSON	12	15	27
9	2	Brad PHELAN	13	12	25
10	23	Laurie FYFFE	7	9	16
11	151	Phillip BEVAN	5	10	15
12	63	Robert YOUNG	8	7	15
13	75	Steven HARLEY	10	5	15
14	778	Corey GLOCK	6	6	12
15	107	Roger GUNN		11	11
16	89	Stuart WOODBURY	3	8	11
17	3	Aaron BENNETT	11		11
18	9	Dean CASTLETON	9		9
19	45	Edwin HAAZER	4	4	8
20	90	Michael MOLONEY		3	3
21	131	Paul RIGNEY		2	2
22	73	Glenn CRUTCHLEY	1	1	2
23	164	Ian SHORT	2		2

SUPERBIKE MASTERS - PERIOD 5 F1

Pos	No	Name	Rnd 2 Race 1	Rnd 2 Race 2	Total
1	50	Glenn HINDLE	20	25	45
2	76	Scott WEBSTER	25	20	45
3	73	Glenn CRUTCHLEY	17	16	33
4	7	Damion DAVIS	15	15	30
5	64	Paul PARLETT	16	13	29
6	8	Albert TEHENNEPE	14	14	28
7	107	Roger GUNN		18	18
8	164	Ian SHORT	18		18
9	23	Laurie FYFFE		17	17

SUPERBIKE MASTERS - PERIOD 5 UNLIMITED

Pos	No	Name	Rnd 2 Race 1	Rnd 2 Race 2	Total
1	20	David JOHNSON	20	25	45
2	2	Brad PHELAN	25	20	45
3	45	Edwin HAAZER	17	18	35
4	90	Mick MOLONEY	15	17	32





Scott Laing
Chief Timekeeper - Scott Laing

Tom Williams
Race Director - Tom Williams



www.computime.com.au
COMPUTIME RACE TIMING SYSTEMS PTY LTD



2023**Round 6 : October 27 - 29****Phillip Island GP Circuit**
 ASBK.COM.AU    

SUPERBIKE MASTERS PROVISIONAL PROGRESSIVE ROUND POINTS

SUPERBIKE MASTERS - PERIOD 5 UNLIMITED

Pos	No	Name	Rnd 2 Race 1	Rnd 2 Race 2	Total
5	131	Paul RIGNEY	16	16	32
6	21	Denis ACKLAND	14	15	29
7	82	Russell COUTTS	13	14	27
8	747	Allen BROMLEY	12	13	25
9	3	Aaron BENNETT	18		18

SUPERBIKE MASTERS - PERIOD 6 FORMULA 750cc


Pos	No	Name	Rnd 2 Race 1	Rnd 2 Race 2	Total
1	29	Scott CAMPBELL	25	25	50
2	49	Corey TURNER	20	20	40
3	63	Robert YOUNG	18	17	35
4	151	Phillip BEVAN	15	18	33
5	778	Corey GLOCK	16	16	32
6	289	Mark POWELL	14	15	29
7	23	Laurie FYFFE	17		17
8	22	Karen WEBB	13		13
9	816	Darren LARK	12		12

SUPERBIKE MASTERS - PERIOD 6 FORMULA 1300cc

Pos	No	Name	Rnd 2 Race 1	Rnd 2 Race 2	Total
1	52	Ryan TAYLOR	18	25	43
2	43	Keo WATSON	25	18	43
3	36	Murray CLARK	20	20	40
4	75	Steven HARLEY	17	16	33
5	89	Stuart WOODBURY	15	17	32
6	27	Lech BUDNIAK	14	15	29
7	9	Dean CASTLETON	16		16



Chief Timekeeper - Scott Laing



Race Director - Tom Williams



www.computime.com.au
COMPUTIME RACE TIMING SYSTEMS PTY LTD



2023



Round 6 : October 27 - 29

Phillip Island GP Circuit



ASBK.COM.AU f t i y

SUPERBIKE MASTERS PROVISIONAL PROGRESSIVE SERIES POINTS

SUPERBIKE MASTERS - OVERALL

Pos	No	Name	Rnd 1 SMSP	Rnd 2 Race 1	Rnd 2 Race 2	Total
1	43	Keo WATSON	75	25	18	118
2	36	Murray CLARK	32	20	20	72
3	2	Brad PHELAN	43	13	12	68
4	11a	Troy CORSER	60			60
5	63	Robert YOUNG	44	8	7	59
6	778	Corey GLOCK	44	6	6	56
7	3	Aaron BENNETT	36	11		47
8	107	Roger GUNN	35		11	46
9	52	Ryan TAYLOR		18	25	43
10	76	Scott WEBSTER	15	15	13	43
11	50	Glenn HINDLE	10	14	14	38
12	62	Phillip BURKE	36			36
13	151	Phillip BEVAN	20	5	10	35
14	29	Scott CAMPBELL		17	17	34
15	37	Brian BOLSTER	34			34
16	49	Corey TURNER		16	16	32
17	75	Steven HARLEY	17	10	5	32
18	20	David JOHNSON		12	15	27
19	190	Greg AVERY	25			25
20	12	Richard EASTON	25			25
21	23	Laurie FYFFE	5	7	9	21
22	48	Paul PARLETT	16			16
23	131	Paul RIGNEY	13		2	15
24	7	Damion DAVIS	13			13
25	89	Stuart WOODBURY		3	8	11
26	79	Stephen KAIRL	10			10
27	9	Dean CASTLETON		9		9
28	110	Ross DOBSON	8			8
29	45	Edwin HAAZER		4	4	8
30	4	Patrick POVOLNY	5			5
31	24	Mick JOHNSTON	4			4
32	90	Michael MOLONEY			3	3
33	73	Glenn CRUTCHLEY		1	1	2
34	164	Ian SHORT		2		2
35	64a	Andrew RELPH	2			2

SUPERBIKE MASTERS - PERIOD 5 F1

Pos	No	Name	Rnd 1 SMSP	Rnd 2 Race 1	Rnd 2 Race 2	Total
1	76	Scott WEBSTER	33	25	20	78
2	7	Damion DAVIS	47	15	15	77
3	64	Paul PARLETT	48	16	13	77
4	11a	Troy CORSER	75			75
5	107	Roger GUNN	55		18	73

Scott Laing
Chief Timekeeper - Scott Laing

Tom Williams
Race Director - Tom Williams



www.computime.com.au
COMPUTIME RACE TIMING SYSTEMS PTY LTD



2023



Round 6 : October 27 - 29

Phillip Island GP Circuit



ASBK.COM.AU f t i y

SUPERBIKE MASTERS PROVISIONAL PROGRESSIVE SERIES POINTS

SUPERBIKE MASTERS - PERIOD 5 F1

Pos	No	Name	Rnd 1 SMSP	Rnd 2 Race 1	Rnd 2 Race 2	Total
6	50	Glenn HINDLE	18	20	25	63
7	190	Greg AVERY	40			40
8	73	Glenn CRUTCHLEY		17	16	33
9	8	Albert TEHENNEPE		14	14	28
10	164	Ian SHORT		18		18
11	23	Laurie FYFFE			17	17

SUPERBIKE MASTERS - PERIOD 5 UNLIMITED

Pos	No	Name	Rnd 1 SMSP	Rnd 2 Race 1	Rnd 2 Race 2	Total
1	2	Brad PHELAN	65	25	20	110
2	131	Paul RIGNEY	53	16	16	85
3	3	Aaron BENNETT	50	18		68
4	110	Ross DOBSON	53			53
5	20	David JOHNSON		20	25	45
6	45	Edwin HAAZER		17	18	35
7	90	Mick MOLONEY		15	17	32
8	21	Denis ACKLAND		14	15	29
9	82	Russell COUTTS		13	14	27
10	747	Allen BROMLEY		12	13	25
11	4	Patrick POVOLNY	18			18

SUPERBIKE MASTERS - PERIOD 6 FORMULA 750cc

Pos	No	Name	Rnd 1 SMSP	Rnd 2 Race 1	Rnd 2 Race 2	Total
1	63	Robert YOUNG	70	18	17	105
2	778	Corey GLOCK	65	16	16	97
3	151	Phillip BEVAN	34	15	18	67
4	62	Phillip BURKE	54			54
5	29	Scott CAMPBELL		25	25	50
6	12	Richard EASTON	49			49
7	23	Laurie FYFFE	29	17		46
8	49	Corey TURNER		20	20	40
9	289	Mark POWELL		14	15	29
10	24	Mick JOHNSTON	28			28
11	64a	Andrew RELPH	27			27
12	816	Darren LARK	11	12		23
13	337	Gregory FARRELL	23			23
14	22	Karen WEBB		13		13
15	207	Kurt GRAINGER	12			12

Scott Laing
.....
Chief Timekeeper - Scott Laing

Tom Williams
.....
Race Director - Tom Williams



www.computime.com.au
COMPUTIME RACE TIMING SYSTEMS PTY LTD



2023

Round 6 : October 27 - 29

Phillip Island GP Circuit



ASBK.COM.AU f t i y

SUPERBIKE MASTERS
PROVISIONAL PROGRESSIVE SERIES POINTS

SUPERBIKE MASTERS - PERIOD 6 FORMULA 1300cc

Pos	No	Name	Rnd 1 SMSP	Rnd 2 Race 1	Rnd 2 Race 2	Total
1	43	Keo WATSON	75	25	18	118
2	36	Murray CLARK	38	20	20	78
3	75	Steven HARLEY	35	17	16	68
4	52	Ryan TAYLOR		18	25	43
5	37	Brian BOLSTER	40			40
6	79	Stephen KAIRL	35			35
7	89	Stuart WOODBURY		15	17	32
8	27	Lech BUDNIAK		14	15	29
9	9	Dean CASTLETON		16		16

Scott Laing
.....
Chief Timekeeper - Scott Laing

Tom Williams
.....
Race Director - Tom Williams



www.computime.com.au
COMPUTIME RACE TIMING SYSTEMS PTY LTD



2023



Round 6 : October 27 - 29

Phillip Island GP Circuit



ASBK.COM.AU f t i y

SUPERBIKE MASTERS

Race 2

Date: 28/10/23
Event: R05
Weather: Cloudy & windy - Temp: 21.6C
Track: Dry - Temp: 26.3C

Started at: 16:41:27
Laps: 5
Starters: 31
Posted at: 16:59

PROVISIONAL RACE INFORMATION

Time	Description
16:35:03	SIGHTING LAP STARTED
16:37:09	BIKES ON GRID
16:38:23	WARM UP LAP STARTED
16:41:27	Event Start
16:42:14	RACE DIRECTION: OJC RACE 1 - INCIDENT TURN 4 - NO FURTHER ACTION
16:44:19	RACE DIRECTION: START IS UNDER INVESTIGATION
16:47:34	NO JUMP STARTS
16:50:05	Chequered Flag
16:50:45	Rider 3 (Aaron BENNETT) CRASHED TURN 11 - RIDER UP
16:54:08	Event Finish

The results are provisional until the end of the time limit for protests and appeals.

Scott Laing
Chief Timekeeper - Scott Laing

Tom Williams
Race Director - Tom Williams



www.computime.com.au
COMPUTIME RACE TIMING SYSTEMS PTY LTD

